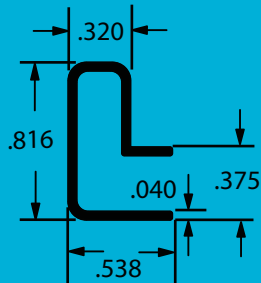


Slatwall Profiles

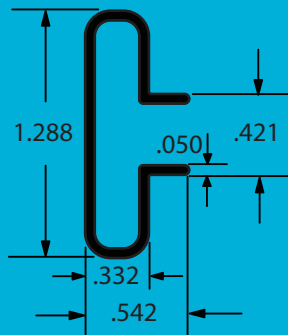


METALSOURCE®

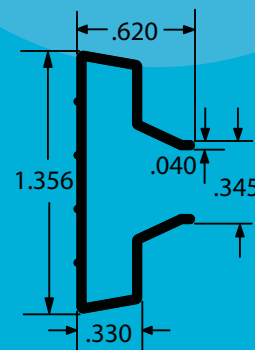
THE LOXCREEN COMPANY, INC.



AA019624
L Slatwall Insert



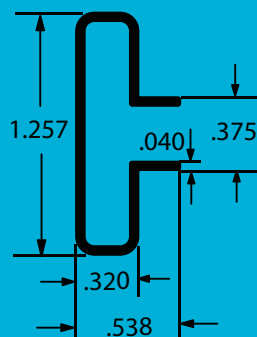
AA020296
T Slatwall Insert



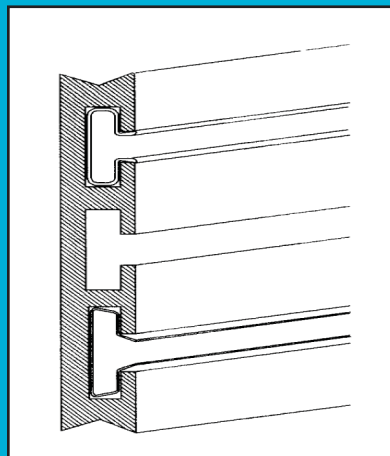
AA014956
Slatwall Insert

Features

- Profiles available in many finishes such as anodized satin black, gold, mill bright and a variety of others.
- Unified look can yield a consistent appearance.
- Slatwall has unlimited merchandising capabilities and the ultimate in support features.
- Inserts dramatically increase the stability of slatwall while providing grooves for bracket and hooking systems.
- Lightweight yet strong.
- Easily installed and impressive versatility.



AA019623
T Slatwall Insert



Inserts easily fit into panel for a secure fit.

Locations

- Atlanta, Georgia
1-800-843-5692
- Arlington, Texas
1-800-222-4629
- Roxboro, North Carolina
1-800-682-9586
- Sanford, Florida
1-800-330-5699
- Middletown, Ohio
1-800-432-4672
- Caruthersville, Missouri
1-800-323-8314
- West Columbia, South Carolina
1-800-845-0840